

ILOILO II ELECTRIC COOPERATIVE, INC.
Pototan, Iloilo

MONTHLY GENERATION COST
October 2020 Billing
(September 2020 Power Bills)

	PSALM	Green Core	PEDC Unit 1 & 2	PEDC Unit 3	PEMC	TOTAL
1 Generation Charge	8,624,215.20	16,640,981.73	36,130,079.59	8,529,295.78	31,350,473.67	101,275,045.97
2 Franchise & Benefits to Host Communities	39,842.70					39,842.70
3 Deferred Accounting Adj. 10th-17th GRAM	2,013,415.18					2,013,415.18
4 Deferred Accounting Adj. 15th-16th ICERA						-
5 FPPCA and FxA (ACRM)	-					-
6 Service Interruption Adjustment						-
7 Prompt Payment Discount (PPD)	-	(266,255.71)	(197,986.03)			(464,241.74)
Generation Cost	12,379,959.76	16,374,726.02	35,932,093.56	8,529,295.78	31,350,473.67	104,566,548.79
8 Total kWh Purchased	2,251,000.00	2,974,100.00	5,482,166.67	2,190,650.00	7,796,460.00	20,694,376.67

Average Generation Cost	5.0529
Other Generation Adjustment: (Generation Cost Under Recovery) (ERC Case No. 2012-024 CF)	0.0094
Other Generation Adjustment: (Generation Cost Under Recovery) (ERC Case No. 2018-015 CF)	(0.0154)
TOTAL GENERATION RATE	5.0469


9 Generation Mix	11%	14%	26%	11%	38%	100%
------------------	-----	-----	-----	-----	-----	------

Submitted for Verification of ERC

JOSE REDMOND ERIC S. ROQUIOS
General Manager

Submitted and sworn to before me this 20 day of NOV 2020 affiant exhibiting to me his SSS ID card bearing No. 33-1538091

Doc. No. 66
Page No. 15
Book No. 111
Series of 2020.


ATTY. DENNIS T. VENTILACON
NOTARY PUBLIC
Reg. No. 93/Until Dember 31, 2020
For the City & Province of Iloilo
Javelosa Comp. Arguelles Extn.
Locsin Street, Jaro, Iloilo City
PTR No. 2050445/Mina Iloilo/1/03/20
IBP No. 123305/Iloilo City/2/10/20
Roll No. 37354
MCLE Compliance No. VI-0000340/7/21/16

ILOILO II ELECTRIC COOPERATIVE, INC.


Pototan, Iloilo


UNBUNDLED RATES (October 2020)


	RES.	VAT	LOWER VOLTAGE				HIGHER VOLTAGE				
			CLV	ILV	PLV	SLV	VAT	CHV	IHV	PHV	VAT
Generation Charges:		5.0469	0.3776			5.0469				5.0469	0.3776
Generation System Charge	PhP/kWh	3.3049	0.3776			3.3049				3.3049	0.3776
Franchise & Benefits to Host Communities	PhP/kWh	0.0177				0.0177				0.0177	
Deferred Accounting Adj. 10th-17th GRAM	PhP/kWh	0.8945				0.8945				0.8945	
FPPCA and FxA (ACRM)	PhP/kWh	0.8358				0.8358				0.8358	
Other Generation Adjustment (OGA)*	PhP/kWh	(0.0060)				(0.0060)				(0.0060)	
Power Act Reduction (PAR)	PhP/kWh	(0.0328)									
Transmission Charges:											
Demand Charge	/kW									187.3595	
Transmission System Charge	PhP/kWh	0.8554	0.0878			0.6659	0.0878				0.0878
Other Transmission Cost Adjustment (OTCA)*	PhP/kWh	(0.0044)				(0.0034)				(0.7961)	
	/kW										
System Loss Charge	PhP/kWh	0.7167	0.0569			0.7167	0.0569			0.7167	0.0569
Other System Loss Adjustment (OSLA)*	PhP/kWh	(0.0229)				(0.0229)				(0.0229)	
Sub Total		6.5589				6.4032				5.7407	
Distribution Charges:											
Demand Charge	/kW									219.6800	26.3616
Distribution System Charge	PhP/kWh	0.5782	0.0694			0.7595	0.0911				
Supply Charges:											
Retail Customer Charge	PhP/Customer/Mo.					42.9200	5.1504			42.9200	5.1504
Supply System Charge	PhP/kWh	0.6001	0.0720								
Metering Charges:											
Retail Customer Charge	PhP/Meter/Mo.	5.0000	0.6000			35.9400	4.3128			35.9400	4.3128
Metering System Charge	PhP/kWh	0.4326	0.0519								
Sub Total		1.6109				0.7595					
Reinvestment Fund for Sustainable CAPEX	PhP/kWh	0.3173								0.3173	
Lifeline Rate (Discount)Subsidy	PhP/kWh	0.0367	0.0030			0.0367	0.0030			0.0367	0.0030
Other Lifeline Rate Adjustment (OLRA)*	PhP/kWh	(0.0120)				(0.0120)				(0.0120)	
Senior Citizen (Discount)Subsidy	PhP/kWh	0.0002				0.0002				0.0002	
Senior Citizen (Discount)Subsidy Adjustment *											
Universal Charge:											
Missionary Electrification NPC-SPUG	PhP/kWh	0.1544				0.1544				0.1544	
Missionary Electrification Cash Incentive RED	PhP/kWh	0.0017				0.0017				0.0017	
NPC Stranded Debt	PhP/kWh	0.0428				0.0428				0.0428	
Sub Total		0.1989				0.1989				0.1989	
FIT - Allowance	PhP/kWh	0.0495				0.0495				0.0495	
Total Effective Rate per kWh		8.7604	0.7186			7.7533	0.6164			6.3313	0.5253
Fixed Charge/Consumer/Month		5.0000	0.6000			78.8600	9.4632			78.8600	9.4632
Demand Charge per kW										406.2434/Kw	26.3616

* ERC-CASE NO.2012-024 CF

* ERC-CASE NO.2018-015 CF

Prepared by:

RUFFA NIDA C. LISAN
 Corplan & RCO

Reviewed by:

ROMMEL C. CARO
 Manager, CITETSD

Approved by:

JOSE REDMOND ERIC S. ROQUIOS
 General Manager